



# Hard Surface Edge Options

**Group A – Thickness 1 ¼" (3 cm)**

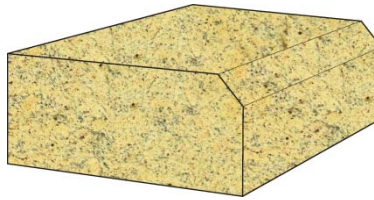


Eased Edge

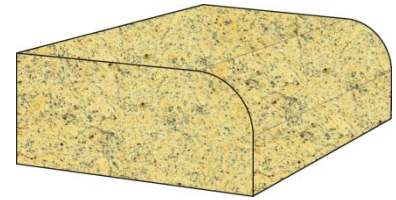
**Group B – Thickness 1 ¼" (3 cm)**



Double Radius

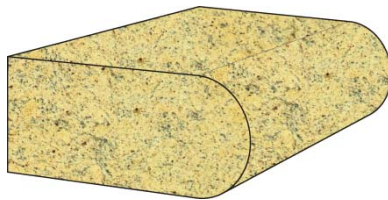


Bevel

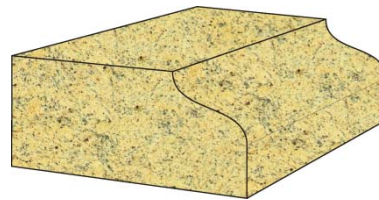


Half Bullnose

**Group C – Thickness 1 ¼" (3 cm)**



Bullnose



Ogee