



Hard Surface Edge Options

Group A – Thickness 1 ¼" (3 cm)

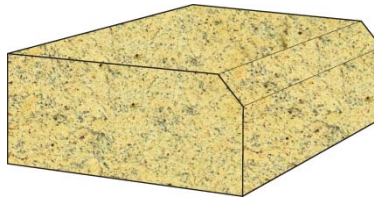


Eased Edge

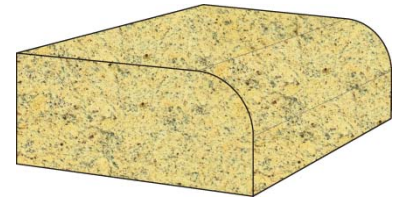
Group B – Thickness 1 ¼" (3 cm)



Double Radius

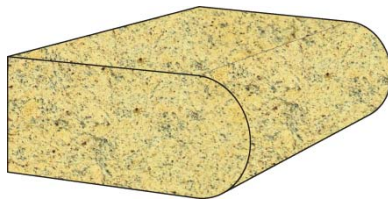


Bevel

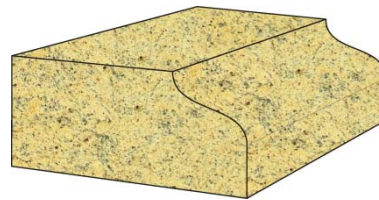


Half Bullnose

Group C – Thickness 1 ¼" (3 cm)



Bullnose



Ogee