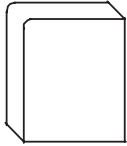


# Edge Profiles

---

## No Charge Edge

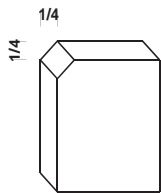


Eased Edge

No Minimum Thickness

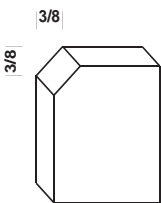
---

## Group I Edges




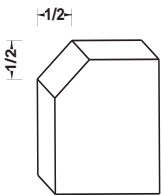
1/4" Bevel

No Minimum Thickness



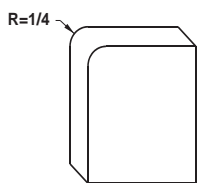
3/8" Bevel

No Minimum Thickness



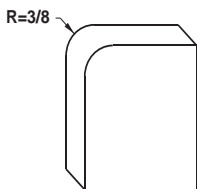
1/2" Bevel

No Minimum Thickness



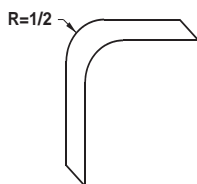
1/4" Roundover

No Minimum Thickness



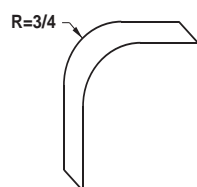
3/8" Roundover

No Minimum Thickness



1/2" Roundover

No Minimum Thickness



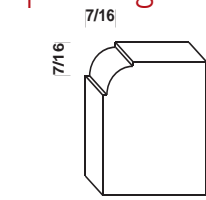
3/4" Roundover

No Minimum Thickness

# Edge Profiles

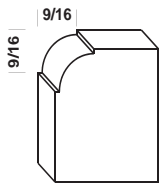
---

## Group 2 Edges



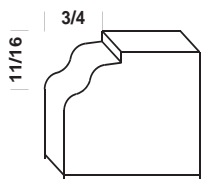
3/8" Beaded Roundover

No Minimum Thickness



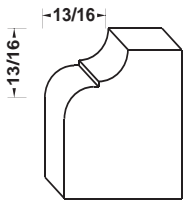
1/2" Beaded Roundover

No Minimum Thickness



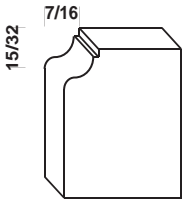
Roman Ogee

No Minimum Thickness



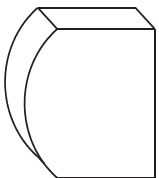
Classical Ogee

No Minimum Thickness



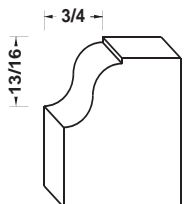
Small Standard Ogee

No Minimum Thickness



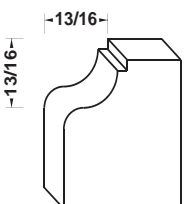
Half Bullnose

No Minimum Thickness



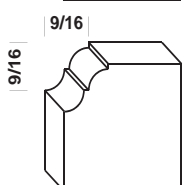
Traditional Ogee

No Minimum Thickness



Large Standard Ogee

No Minimum Thickness



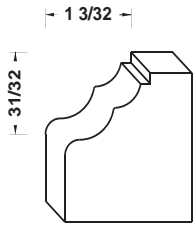
Small Double Roman Ogee

No Minimum Thickness

# Edge Profiles

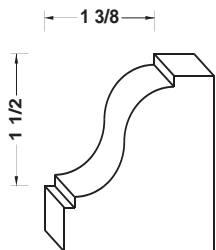
---

## Group 3 Edges



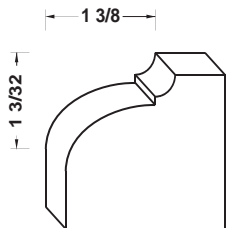
Beaded Waterfall

No Minimum Thickness



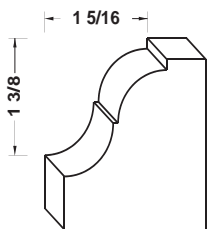
Large Beaded Traditional

$1 \frac{3}{4}$ " Minimum Thickness  
2" Recommend Thickness



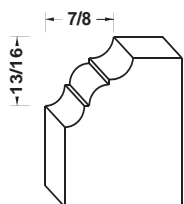
Classical Gas

No Minimum Thickness



Large Double Roman

$1 \frac{3}{4}$ " Minimum Thickness



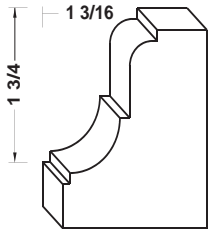
French Baroque

No Minimum Thickness

# Edge Profiles

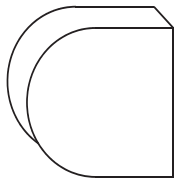
---

## Group 3 Edges



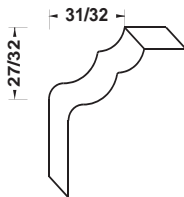
Verona

2 1/4" Minimum Thickness



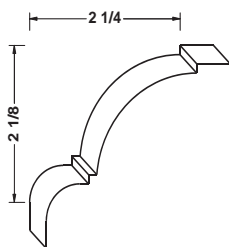
Full Bullnose

No Minimum Thickness



Waterfall

No Minimum Thickness



Huge Double Beaded Roundover

2 1/2" Minimum Thickness